

UNITED STATES
SECURITIES AND EXCHANGE COMMISSION
Washington, D.C. 20549

FORM 8-K

CURRENT REPORT
Pursuant to Section 13 or 15(d)
of the Securities Exchange Act of 1934

Date of Report (Date of earliest event reported): August 23, 2024

EYENOVIA, INC.
(Exact Name of Registrant as Specified in its Charter)

Delaware
(State or other jurisdiction
of incorporation)

001-38365
(Commission
File Number)

47-1178401
(IRS Employer
Identification No.)

295 Madison Avenue, Suite 2400, New York, NY 10017
(Address of Principal Executive Offices, and Zip Code)

(833) 393-6684
Registrant's Telephone Number, Including Area Code

Check the appropriate box below if the Form 8-K filing is intended to simultaneously satisfy the filing obligation of the registrant under any of the following provisions:

- ☐ Written communications pursuant to Rule 425 under the Securities Act (17 CFR 230.425)
- ☐ Soliciting material pursuant to Rule 14a-12 under the Exchange Act (17 CFR 240.14a-12)
- ☐ Pre-commencement communications pursuant to Rule 14d-2(b) under the Exchange Act (17 CFR 240.14d-2(b))
- ☐ Pre-commencement communications pursuant to Rule 13e-4(c) under the Exchange Act (17 CFR 240.13e-4(c))

Securities registered pursuant to Section 12(b) of the Act:

(Title of each class)	(Trading Symbol)	(Name of each exchange on which registered)
Common stock, par value \$0.0001 per share	EYEN	The Nasdaq Stock Market (Nasdaq Capital Market)

Indicate by check mark whether the registrant is an emerging growth company as defined in Rule 405 of the Securities Act of 1933 (17 CFR §230.405) or Rule 12b-2 of the Securities Exchange Act of 1934 (17 CFR §240.12b-2).

Emerging growth company ☐

If an emerging growth company, indicate by check mark if the registrant has elected not to use the extended transition period for complying with any new or revised financial accounting standards provided pursuant to Section 13(a) of the Exchange Act. ☐

Item 7.01. Regulation FD Disclosure.

On August 23, 2024, Eyenovia, Inc. (the “Company”) began using an updated corporate presentation with various investors and analysts. A copy of the presentation is furnished as Exhibit 99.1 to this Current Report on Form 8-K and is incorporated herein by reference.

The information contained in this Item 7.01, including Exhibit 99.1, is being “furnished” and shall not be deemed “filed” for purposes of Section 18 of the Exchange Act, or otherwise subject to the liability of that Section or Sections 11 and 12(a)(2) of the Securities Act. The information contained in this Item 7.01, including Exhibit 99.1, shall not be incorporated by reference into any registration statement or other document pursuant to the Securities Act or into any filing or other document pursuant to the Exchange Act, except as otherwise expressly stated in any such filing.

Item 9.01. Financial Statements and Exhibits.

(d) Exhibits

<u>Exhibit No.</u>	<u>Description</u>
<u>99.1</u>	<u>Eyenovia, Inc. Updated Corporate Presentation, dated August 2024</u>
104	Cover Page Interactive Data File (embedded within the Inline XBRL document).

SIGNATURES

Pursuant to the requirements of the Securities Exchange Act of 1934, the registrant has duly caused this report to be signed on its behalf by the undersigned hereunto duly authorized.

EYENOVIA, INC.

Date: August 23, 2024

/s/ John Gandolfo

John Gandolfo

Chief Financial Officer



August 2024

Our Vision is to Improve Yours

With topical ophthalmic therapies that are easier to use and easier to live with



EYEN-COM-V2-0021

Forward-looking Statements

Except for historical information, all the statements, expectations and assumptions contained in this presentation are forward-looking statements. Forward-looking statements include, but are not limited to, statements that express our intentions, beliefs, expectations, strategies, predictions or any other statements relating to our future activities or other future events or conditions, including estimated market opportunities for our products, product candidates and platform technology. These statements are based on current expectations, estimates and projections about our business based, in part, on assumptions made by management. These statements are not guarantees of future performance and involve risks, uncertainties and assumptions that are difficult to predict. Therefore, actual outcomes and results may, and in some cases are likely to, differ materially from what is expressed or forecasted in the forward-looking statements due to numerous factors discussed from time to time in documents which we file with the U.S. Securities and Exchange Commission.

In addition, such statements could be affected by risks and uncertainties related to, among other things: risks of our and our licensees' clinical trials, including, but not limited to, the costs, design, initiation and enrollment, timing, progress and results of such trials; the timing and our licensees' ability to submit applications for, obtaining and maintaining regulatory approvals for Mydcombi, clobetasol propionate and our product candidates; the potential advantages of Mydcombi, clobetasol propionate and our product candidates and platform technology and potential revenues from licensing transactions; the rate and degree of market acceptance and clinical utility of Mydcombi, clobetasol propionate and our product candidates; our estimates regarding the potential market opportunity for Mydcombi, clobetasol propionate and our product candidates; reliance on third parties to develop and commercialize Mydcombi™, clobetasol propionate and certain of our product candidates; the ability of us and our partners to timely develop, implement and maintain manufacturing, commercialization and marketing capabilities and strategies for Mydcombi, clobetasol propionate and our product candidates; intellectual property risks; changes in legal, regulatory, legislative and geopolitical environments in the markets in which we operate and the impact of these changes on our ability to obtain regulatory approval for our products; and our competitive position.

Any forward-looking statements speak only as of the date on which they are made, and except as may be required under applicable securities laws, Eyenovia does not undertake any obligation to update any forward-looking statements.

Eyenovia: Our Vision is to Improve Yours



Optejet®: Topical Eye Medication Platform Technology

Designed for ease of use, enhanced tolerability, and compliance through digital technology

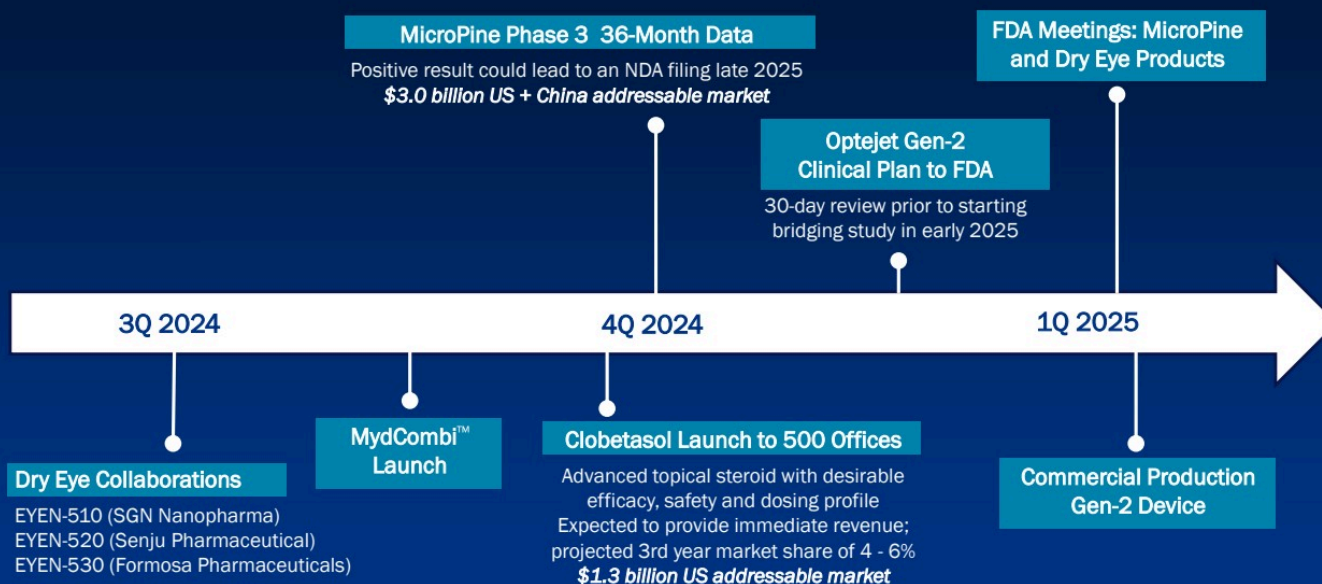
FDA-Approved Products

- **Mydcombi™** for pupil dilation
- **Clobetasol** for post-surgical inflammation and pain

Multiple Late-Stage Candidates in the Optejet

- Cyclosporine/Optejet (EYEN-510) for dry eye
SGN Nanopharma
- Clobetasol/Optejet (EYEN-530) for acute dry eye
Formosa Pharmaceuticals
- Fonadelpar/Optejet (EYEN-520) for dry eye
Senju Pharmaceuticals
- MicroPine (atropine/Optejet) for pediatric progressive myopia. **Arctic Vision in China and Korea**

Recent and Near-Term Anticipated Corporate Highlights



MicroPine Is Our Premier Near-Term Opportunity in the Multi-Billion Dollar Pediatric Progressive Myopia Market

(Atropine Ophthalmic Spray)



\$3.0B market in the U.S. and China

Major Clinical Milestone expected 4Q 2024



Optejet Technology

Easy to use and self-administer with digital capability to track adherence and compliance

Strong IP, Non-Substitutable

Unique FDA form with design and method patents through 2041



Recognized Unmet Medical Need

Current options are not appropriate for all patients and do not eliminate progression risk

In-House Manufacturing

CMO manufactures drug products
Device and Sterile Fill and Finish by Eyenovia



Facing the Myopia Epidemic

Experts around the world are tackling the challenge of myopia on multiple fronts. An overview of current behavioral, pharmacological, and optical approaches.

MYOPIA: A GLOBAL EPIDEMIC



An overview of the problem and efforts to address it.

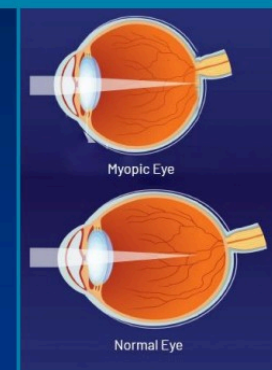
BY NEESURG MENTA, MD; AND ANGIE WEN, MD

FORBES > INNOVATION > HEALTHCARE

The Growing Global Epidemic Of Childhood Myopia: Is Atropine The Answer?

Progressive Myopia is a Global Epidemic That Can Lead to Vision Loss and Blindness if Not Controlled

- Begins in early childhood, with genetic link or environmental factors¹
- Elongation of the eye with morbidity and vision problems²
- Currently no FDA-approved drug therapies to slow myopia progression



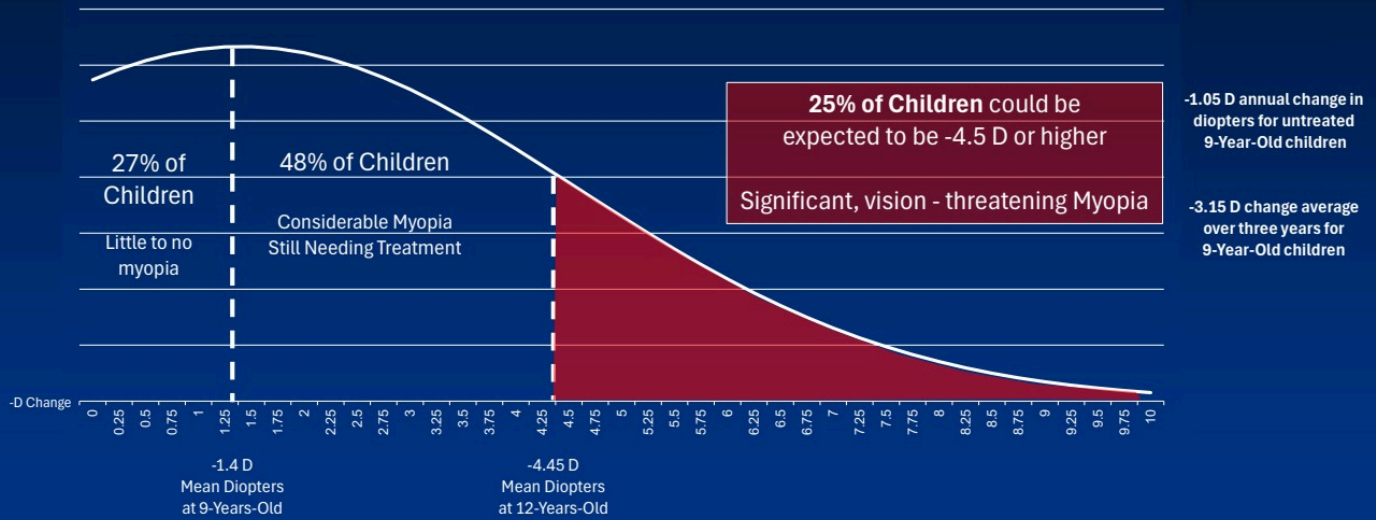
¹ Jones LA, Sinnott LT, Mutti DO, Mitchell GL, Moeschberger ML, Zadnik K. Parental history of myopia, sports and outdoor activities, and future myopia. Invest Ophthalmol Vis Sci. 2007 Aug;48(8):3524-32.

² Eye and Contact Lens. 2004; 30

³ Theophanous C. Myopia Prevalence and Risk Factors in Children. Clinical Ophthalmology. December 2018. U.S. Census Bureau, Current Population Survey, Annual Social and Economic Supplement, 2019.

Approximately 5 Million Children are at High Risk for Vision Loss Without Effective Intervention

Predicted Myopic Progression Rates of Untreated 9-Year-Old Children Over 3 Years



Donovan L. et al., Myopia progression rates in urban children wearing single-vision spectacles. Optom Vis Sci. 2012 Jan;89(1):27-32.

Lenses are Today the Only FDA-Approved Treatment

Approved Devices



Over 75% of optometrists, however, feel that using contact lenses in patients under 10 years of age is not appropriate. Microbial keratitis being a serious concern for contact lens wearers.¹



A 2012 study showed that two thirds of children did not comply with wearing their vision correcting spectacles due to various reasons (Dislike, Lost/Broken, Feel Unnecessary, Teasing)²

Efficacy

“Evaluating children who were prescribed MiSight® 1 day at the study’s initiation, 23% of eyes after year six displayed a total refractive change of less than -0.25D (spherical equivalent)...”

Approximate cost to patient \$1800 per year for visits and lenses
[\$700 lens cost to physician]

“Essilor® Stellest® lenses slow down myopia progression by 67% on average, compared to single vision lenses...”

Approximate cost to patient \$1800 to \$2600 per year depending on severity [\$200 lens cost to physician]

Atropine eyedrops have been observed to slow myopia progression in children¹

Atropine for the Treatment of Childhood Myopia

doi:10.1371/journal.pone.0142441

Ho Y-H, Chen FR, Shieh M-H, Fung A-M, Tsai T-H, Chen C-H, et al. (2015) The effects of a 12-week group-based Tai Chi program on the balance and gait of older adults with mild cognitive impairment. *PLoS One* 10: e0142441. doi:10.1371/journal.pone.0142441

Author: CHEN CHIA-HUNG

Editor: FRANCIS NG, *Open Up the Mind*, CHINA

Received: February 11, 2015

Accepted: May 12, 2015

Copyright: © 2015 Chen et al. This is an open access article distributed under the terms of the [Creative Commons Attribution License](http://creativecommons.org/licenses/by/4.0/), which permits unrestricted use, distribution, and reproduction in any medium, provided the original author and source are credited.

Subject: Health Care, Health Services, Health Systems, Medicine, Neurology, Physical Therapy, Public Health, Social and Behavioral Sciences

Keywords: Tai Chi, Balance, Gait, Cognitive Function, Older Adults, Mild Cognitive Impairment

Abstract: The purpose of this study was to examine the safety and efficacy of a group-based Tai Chi program for older adults with mild cognitive impairment (MCI). **Design:** Randomized, double-blind clinical trial. **Setting:** A community-based center in Taipei, Taiwan. **Participants:** Forty-two older adults with MCI were randomly assigned to either a 12-week Tai Chi program or a control group. **Intervention:** Participants were assigned with equal probability to receive either a 12-week Tai Chi program or a control group. **Measurements and Main Results:** The primary outcome was the change in the Berg Balance Scale (BBS) score, which was measured by trained assessors who were blinded to the intervention. The secondary outcome was the change in the gait speed, which was measured by trained assessors who were blinded to the intervention. **Conclusion:** The 12-week Tai Chi program was safe and effective for older adults with MCI. The BBS score increased significantly in the Tai Chi group compared with the control group. The gait speed also increased significantly in the Tai Chi group compared with the control group. **Limitations:** The study was a randomized, double-blind clinical trial, but it was not a controlled trial. The sample size was small, and the study was not powered to detect differences in the BBS score and gait speed between the two groups. **Future Research:** Future research should focus on the long-term effects of the Tai Chi program on the balance and gait of older adults with MCI.

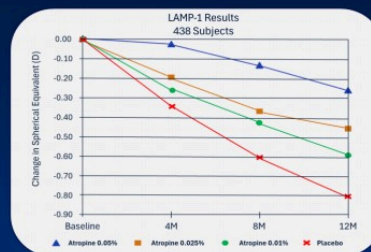
Five-Year Clinical Trial on Atropine for the Treatment of Myopia 2

Myopia Control with Atropine 0.01% Eyedrops

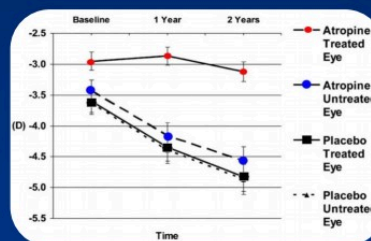
[illegible]

Low-Concentration Atropine for Myopia Progression (LAMP) Study

A Randomized, Double-Blinded, Placebo-Controlled Trial of 0.05%, 0.025%, and 0.01% Atropine Eye Drops in Myopia Control

[illegible]

LAMP-1 Results



ATOM-1 Results

There are currently no FDA-approved pharmaceutical options

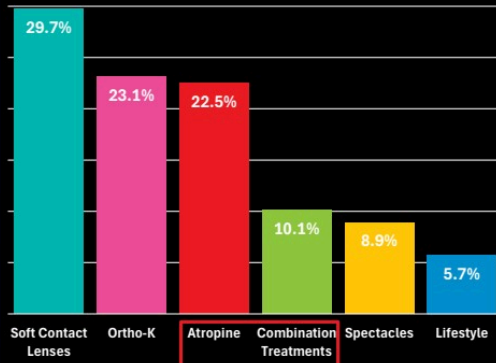


1. Chia A, Chua WH, Cheung YB, et al. Atropine for the treatment of childhood Myopia: Safety and efficacy of 0.5%, 0.1%, and 0.01% doses (Atropine for the Treatment of Myopia 2). *Ophthalmology* 2012;119:347-354

Eye Doctors are using Compounded Atropine Off-label to Treat Myopia Patients

OPTOMETRISTS (N = 316)

Which of the following is your preferred and most used myopia management treatment?



eyesON

The 2023
Myopia Report

Published April 2023

WHICH TREATMENT INTERVENTIONS DO YOU CURRENTLY PRESCRIBE TO MANAGE PROGRESSIVE MYOPIA IN CHILDREN AND ADOLESCENTS?

N=293



J. J. J. OPTICAL
RESEARCH

Published Jan 2024

MICROPINE (atropine ophthalmic spray)

The Premier Drug+Device Product Candidate for Progressive Myopia



Target Product Profile

- 60% reduction in myopia progression with minimal rebound after one year
- One spray per each eye daily; easy enough for children to use without supervision
- Comfortable to instill with minimal impact on the ocular surface
- Very low systemic exposure, an important consideration for a multi-year therapy in small children
- Optecare™ compliance system provides dosing reminders and product use history for doctors to improve treatment success
- Estimated 90% margins based on NSP of \$200/month with COGS of \$20/month

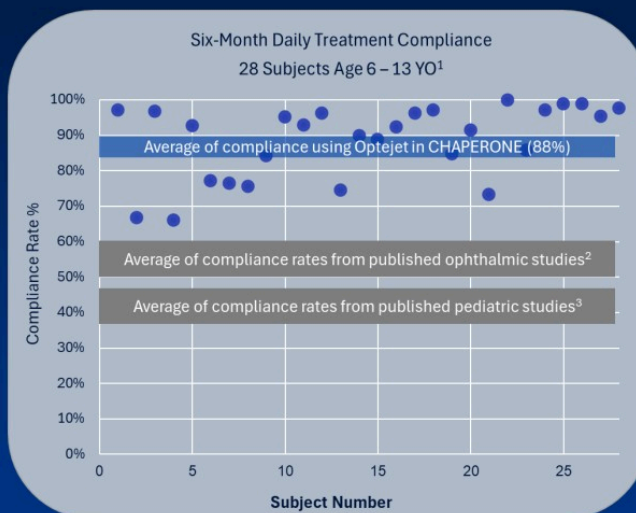
CHAPERONE

The Single Phase 3 Trial Required for FDA Approval

- Three arms dosed with 8 microliter ophthalmic spray: placebo, 0.01%, and 0.1% atropine
- Myopic children in the U.S. between the ages of 3 and 13 at risk for progression
- MicroPine self-administered with the Optejet as one spray in each eye at night
- Three years to efficacy endpoint – myopia progression of less than 0.5 diopters
- Well tolerated; adverse events are infrequent and mild with no SAEs related to drug treatment. Therapy compliance appears higher than what has been seen historically with eye drop studies.

Treatment Compliance via the Optecare™ System is What Makes MicroPine Special

- Only MicroPine comes with built-in Optecare™ technology to track and communicate patient compliance data
- In CHAPERONE, the daily treatment compliance of the first 28 subjects was well above what was predicted
- Treatment adherence and compliance is typically a primary determinant of therapy success
- Payers are strongly motivated to include therapies on formulary that improve outcomes¹



¹ Data on file with Eyenovia. ² Naito 2018; Naito T, Yoshikawa K, Namiguchi K, Mizoue S, Shiraishi A, et al. (2018) Comparison of success rates in eye drop instillation between sitting position and supine position. PLOS ONE 13(9): e0204363. Patel 1999; Patel SC, Speerth GL Compliance in patients prescribed eyedrops for glaucoma. Ophthalmic Surg. 1995 May-Jun;26(3):233-6. Weinfeld. 1990; Weinfeld AJ, Jerssman D, Williams A, Esakowitz L. A study of the causes of non-compliance by patients prescribed eyedrops. Br J Ophthalmol. 1990 Aug;74(8):477-80. ³ Matsui. 1997; Matsui DM. Drug compliance in pediatrics. Clinical and research issues. Pediatr Clin North Am. 1997 Feb;44(1):1-14.

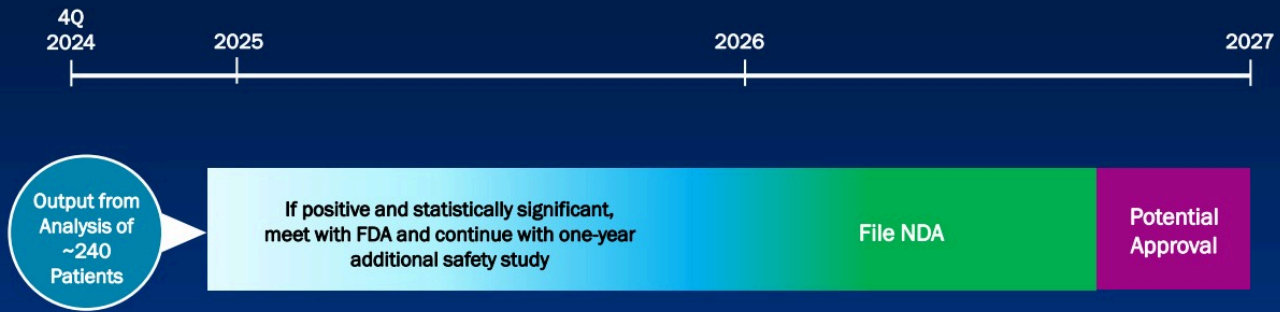
Potential Peak Sales of Over One Billion Dollars

	2027	2028	2029	2030	2031	2032	2033	2034	2035	2036
Number of Potential Users	5,000,000	5,050,000	5,100,500	5,151,505	5,203,020	5,255,050	5,307,601	5,360,677	5,414,284	5,468,426
Approx. Market Share	0.5%	1%	2%	4%	6%	7%	8%	9%	10%	10%
Cartridge Units	150,000	375,000	937,500	1,640,625	2,460,938	3,076,172	3,537,598	4,068,237	4,678,473	5,380,244
Product Price (Net of Rebates)	\$200.00	\$200.00	\$200.00	\$200.00	\$200.00	\$200.00	\$200.00	\$200.00	\$200.00	\$200.00
Gross Sales	\$30,000,000	\$75,000,000	\$187,500,000	\$328,125,000	\$492,187,500	\$615,234,375	\$707,519,531	\$813,647,461	\$935,694,580	\$1,076,048,767

Assumptions

- Potential users based on number of children at high risk of progressive myopia in the U.S.
- \$400 net monthly price less up to 50% rebates (typical for new products in ophthalmology)
- Eight cartridges per year per patient ("cartridge stretching")
- Base could be sold to physicians at cost as a possible practice builder

MicroPine Planned Development Timeline



Introducing the Optejet®

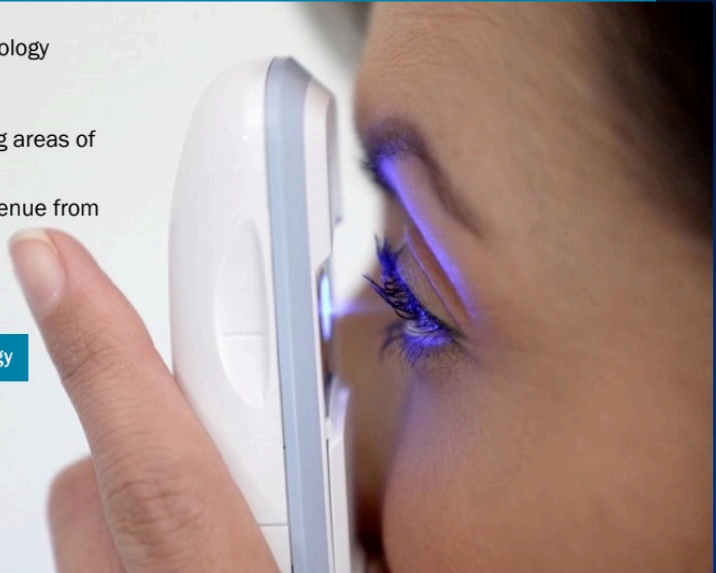
The Only FDA-Approved Ophthalmic Digital Drug Delivery Platform



- Patented digital device platform technology
- Unique, class-leading drug products
- High-value product pipeline addressing areas of significant medical and market need
- Multi-faceted business model with revenue from direct sales and licensing agreements

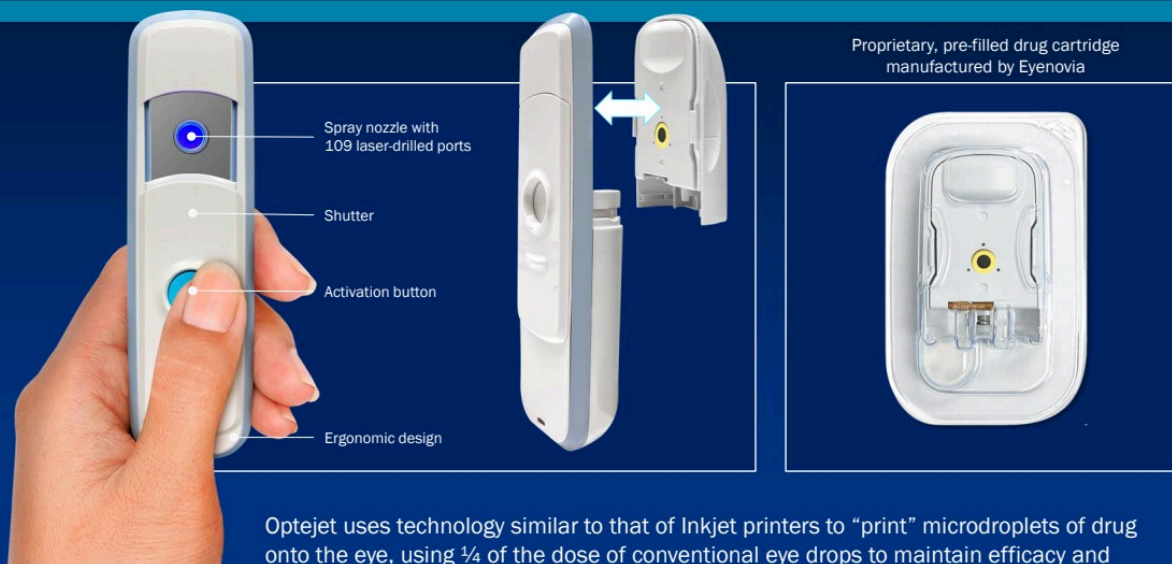
Optejet® with microdose array print technology

- Designed to address issues with ease-of-use and dosing precision
- Delivers efficacy while improving tolerability and reducing side effects¹
- Digital Optecare™ capabilities²



1. Wirta DL, Walters TR, Flynn WJ, Rathil S, Ianchulev T. Mydriasis with micro-array print touch-free tropicamide-phenylephrine fixed combination MIST: pooled randomized Phase III trials. Ther Deliv. 2021 Mar;12(3):201-214.
2. Optecare is Eyenovia's suite of digital compliance and adherence capabilities

The Optejet® Consists of a Replaceable Cartridge (COGS of \$20) and Durable Base



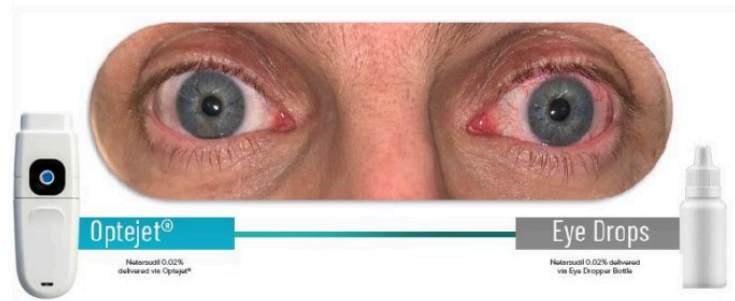
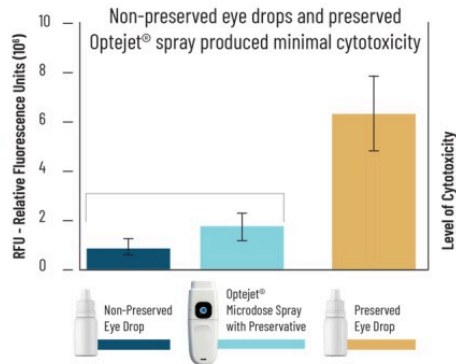
The Optejet Delivers 80% Less Drug Volume Than Eye Droppers

Sufficient for efficacy while improving benefits from reducing excessive exposure to both drugs and preservatives ^{1,2}

Minimizes Excessive Drug Exposure to Ocular Tissues³

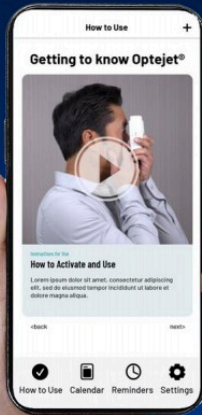


Improves Local Tolerability and Decreases Systemic Exposure⁴



¹ Wirta D. et al. Presentation at 2019 ASCRS meeting | ² Ianchulev T. et al. Therapeutic Delivery 2018 | ³ Hamrah, P. et al. Cytotoxicity Evaluation for BAK-preserved Latanoprost Delivered By Drop vs. Microdose Array Print Technology. ARVO 2023 poster. New Orleans, LA | ⁴ The impact of precision spray dosing of netarsudil 0.02% can be seen when compared to a single drop of the same drug.

Optejet Digital Technology is Optecare™



The Optejet® is capable of automatically tracking usage



OPTECARE:

Multiple Benefits for All Stakeholders

PATIENT

- Reminders to take medicine
- Ability to track compliance progress
- Opportunity for brand-specific encouragement
- May be monetized through app subscription service

PHYSICIAN

- Ability for quicker action with more accurate data
- Opportunity for billing: CPT Code (98980) for monthly check of compliance data


PAYER

- Cost savings: Less likely to have patient on second medication if compliance is the issue
- Better outcomes: Compliance with drug therapy shown to slow disease progression¹



Broad Intellectual Property Portfolio

- Key claims covered with multiple patents
 - 18 US Patents Issued; 8 pending
 - 89 foreign issued; 33 pending
 - Many in effect to 2041
- Clinical data and regulatory approval adds another layer of IP



Multiple Collaborations and Licensing Opportunities In Large Markets

	Target Market	Partner or Status	United States Addressable Market
Collaboration Agreements and Potential Opportunities	Glaucoma	<ul style="list-style-type: none"> EYEN-610 (Open Phase 2 IND for latanoprost in combination with the Optejet) 	\$2.7B ¹
	Acute Dry Eye	<ul style="list-style-type: none"> EYEN-530 (Formosa Pharmaceuticals, potentially superior clinical profile with BID dosing, Phase 3) 	\$0.6B ²
	Chronic Dry Eye	<ul style="list-style-type: none"> EYEN-510 (SGN Nanopharma, faster acting cyclosporin; Phase 2b) EYEN-520 (Senju, peroxisome proliferator-activated receptor delta agonist, Phase 2b) 	\$5.5B ²



1. Estimates from IQVIA Sales Data | 2. Eyenovia Estimates chronic dry eye is 90% and acute is 10% of total dry eye market of \$6.1B (Dry Eye Disease Market (Jan 2024) Transparency Market Research. Available at: https://www.transparencymarketresearch.com/sample/sample.php?flag=5&rep_id=26096)

Three Product Candidates Addressing Distinct Market Segments in Dry Eye with the Optejet

Foundational Therapy



EYEN-510
MNP Cyclosporine

Faster-acting
Immunomodulator inhibiting
the production of cytokines
involved in the regulation of
T-cell activation.¹

Adjunctive Therapy



EYEN-520
Fonadelpar

Promotes wound healing after
and block corneal fibrosis.^{2,3}
Reduce symptoms of meibomian
gland dysfunction and expression
level of inflammatory cytokines⁴

Flare-Ups



EYEN-530
Clobetasol

Inhibits release of pro-
inflammatory cytokines &
chemokines stimulating the
release of anti-inflammatory
cytokines



1. Russell G, Gravelley R, Seid J, al-Humaidan AK, Sajdoff H. Mechanisms of action of cyclosporine and effects on connective tissues. Semin Arthritis Rheum. 1992 Jun;21(6 Suppl 3 2. Zhou HY, Zhang WS, Bi MM, Wu J. The molecular mechanisms of action of PPAR-γ agonists in the treatment of corneal alkali burns (Review). Int J Mol Med 2016;38(4):1003-1011 3. Yoshikuni Nakamura, Takahiro Nakamura, Takeshi Tarui, Jun Inoue, Shigeru Kinoshita, Functional Role of PPARδ in Corneal Epithelial Wound Healing, The American Journal of Pathology, 80(2) 2012. 4. Mu PY, Chu CC, Yu D, Shao Y, Zhao SZ. PPARγ: the dominant regulator among PPARs in dry eye lacrimal gland and diabetic lacrimal gland. Int J Ophthalmol. 2020 Jun 18;13(6):860-869

Clobetasol Propionate

Ophthalmic Suspension 0.05%

FDA-APPROVED

**For the treatment of post-operative inflammation and pain
following ocular surgery**



This presentation is not an advertisement for clobetasol propionate.

23

Safety Information

IMPORTANT SAFETY INFORMATION: Clobetasol Propionate Ophthalmic Suspension 0.05% is indicated for the treatment of post-operative inflammation and pain following ocular surgery. **CONTRAINDICATIONS:** Most active viral diseases of the cornea and conjunctiva, including epithelial herpes simplex keratitis (dendritic keratitis), vaccinia, and varicella, and also in mycobacterial infection of the eye and fungal diseases of ocular structures. **WARNINGS AND PRECAUTIONS:** Intraocular Pressure (IOP) Increase: Prolonged use of corticosteroids may result in glaucoma with damage to the optic nerve, defects in visual acuity and fields of vision. Steroids should be used with caution in the presence of glaucoma. If this product is used for 10 days or longer, IOP should be monitored. Cataracts: Prolonged use of corticosteroids may result in posterior subcapsular cataract formation. Delayed Healing: The use of steroids after cataract surgery may delay healing and increase the incidence of bleb formation. Corneal and Scleral Melting: In those diseases causing thinning of the cornea or sclera, perforations have been known to occur with the use of topical steroids. The initial prescription and renewal of the medication order should be made by a physician only after examination of the patient with the aid of magnification, such as slit lamp biomicroscopy, and where appropriate, fluorescein staining. Bacterial Infections: Prolonged use of corticosteroids may suppress the host response and thus increase the hazard of secondary ocular infections. In acute purulent conditions, steroids may mask infection or enhance existing infection. If signs and symptoms fail to improve after 2 days, the patient should be reevaluated. Viral Infections: Employment of a corticosteroid medication in the treatment of patients with a history of herpes simplex requires great caution. Use of ocular steroids may prolong the course and may exacerbate the severity of many viral infections of the eye (including herpes simplex). Fungal Infections: Fungal infections of the cornea are particularly prone to develop coincidentally with long-term local steroid application. Fungus invasion must be considered in any persistent corneal ulceration where a steroid has been used or is in use. Fungal culture should be taken when appropriate. **ADVERSE REACTIONS:** Ocular adverse reactions occurring in $\geq 1\%$ of subjects in clinical studies who received clobetasol propionate ophthalmic suspension 0.05% included eye inflammation (2%), corneal edema (2%), anterior chamber inflammation (2%), cystoid macular edema (2%), intraocular pressure elevation (1%), photophobia (1%) and vitreous detachment (1%). Many of these reactions may have been the consequence of the surgical procedure. **PLEASE GO TO CLOBETASOLBID.COM FOR FULL PRESCRIBING INFORMATION**

Ophthalmology's First New Steroid in 15 Years

Physicians now have access to a well-characterized steroid with an advantageous profile

Expected to Provide Near-Term Revenue to Fund Optejet Projects



Clobetasol Propionate Ophthalmic Suspension 0.05%, BID



Strong efficacy in pain relief
and inflammation reduction

Simplicity for patients
with twice-a-day dosing

Safety and tolerability
with low incidence of
IOP spikes

Patented APNT*
Science

Guaranteed access for all
patients regardless of
insurance status

Clobetasol Utilizes APNT* Technology

Clobetasol Propionate Ophthalmic Suspension 0.05%, BID

Active Pharmaceutical Nanoparticle Technology:

Increases dissolution • Increases bioavailability

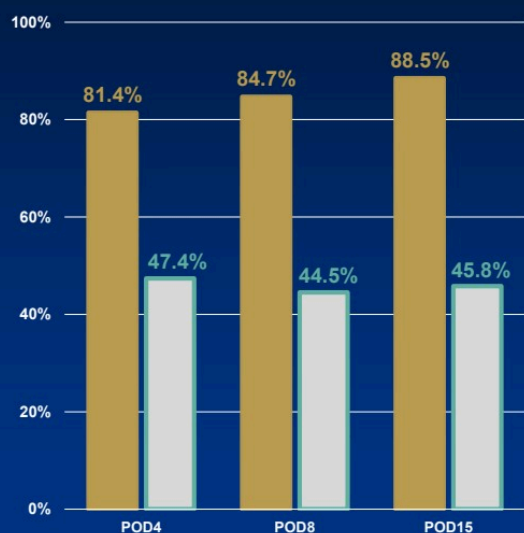
Stable and excellent dispersion properties

Active ingredient is milled down with salts and sugars to nanoparticle size

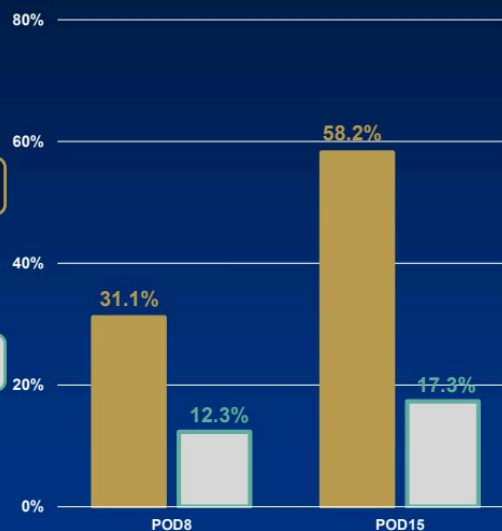


Rapid and Sustained Ocular Pain Relief and Clearance of Inflammation

Percent of Patients with Complete Resolution of Pain
at Post-Operative Days 4, 8, and 15



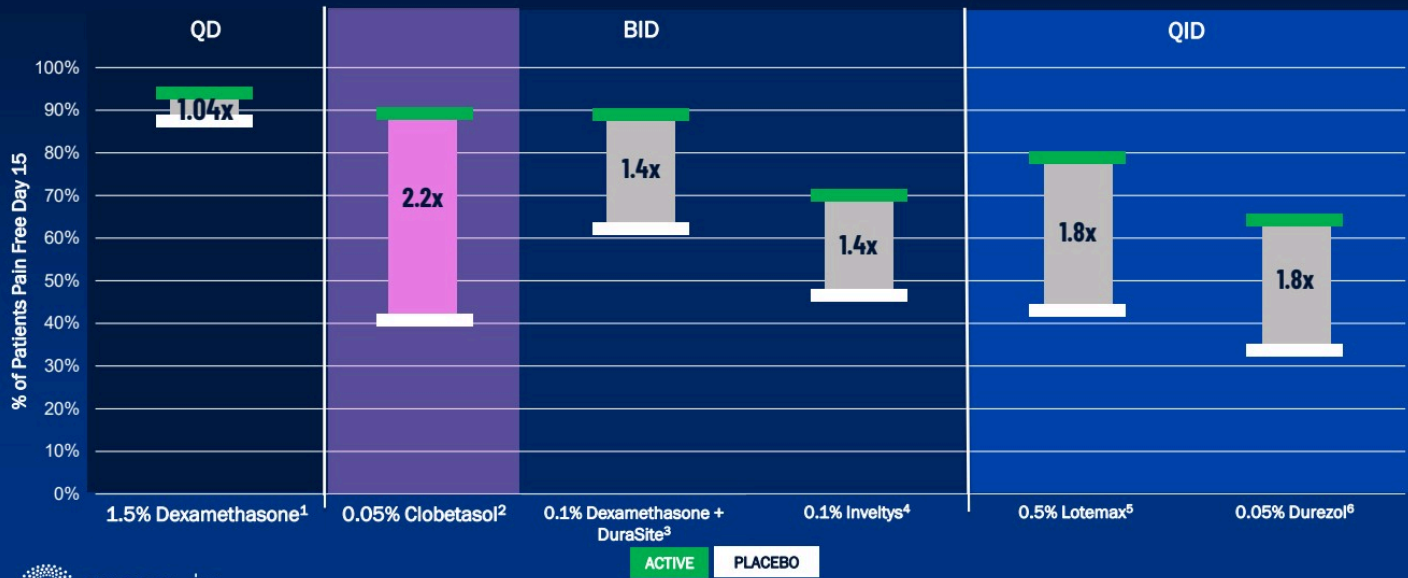
Percent of Patients with Anterior Chamber Cell Count = 0
at Post-Operative Days 8 and 15



Ratio of Patients Pain-Free at Day 15 Post-Op

Summary of Published Studies

A Larger Separation Between Active and Placebo Groups May Not Be Indicative of Relative Efficacy

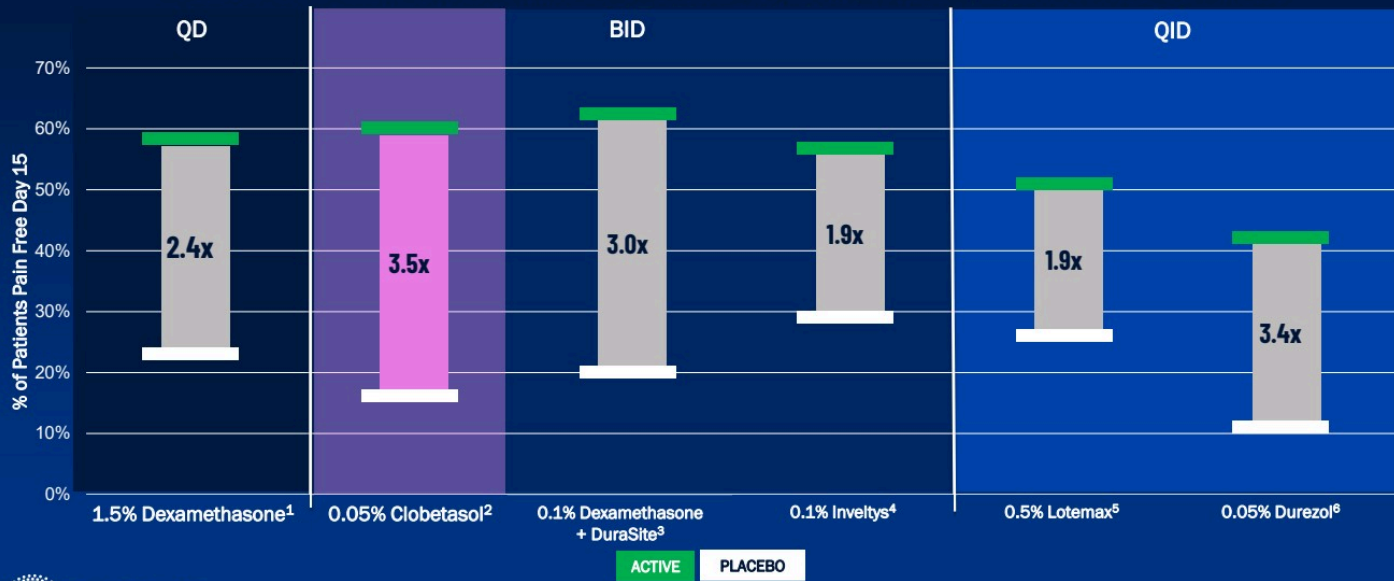


1. <https://www.sec.gov/Archives/edgar/data/1953530/000119312523206201/d519954d424b3.htm> 2. <https://clobetasolbid.wpenginepowered.com/wp-content/uploads/2024/03/Clobetasol-Prescribing-Information.pdf> 3. Evaluate ISV-305 Compared to Vehicle for Treatment of Inflammation and Pain Associated With Cataract Surgery <https://www.clinicaltrials.gov/study/NCT03192150?tab=results> 4. Inveltys Package Insert <https://www.inveltys.com/pdf/inveltys-prescribing-information.pdf> 5. Lotemax package insert <https://clinicaltrials.gov/study/NCT010600722> 6. Durezol package insert <https://clinicaltrials.gov/study/NCT010600722> Head-to-head comparisons are not anticipated.

Ratio of Patients with No Inflammation Day 15 Post Op (ACC Grade = 0)

Summary of Published Studies

A Larger Separation Between Active and Placebo Groups May Not Be Indicative of Relative Efficacy



1. <https://www.sec.gov/Archives/edgar/data/1953530/000119312523206201/d519954d424b3.htm> 2. <https://clobetasolbid.wpenginepowered.com/wp-content/uploads/2024/03/Clobetasol-Prescribing-Information.pdf> 3. Evaluate ISV-305 Compared to Vehicle for Treatment of Inflammation and Pain Associated With Cataract Surgery <https://www.clinicaltrials.gov/study/NCT03192150?tab=results> 4. Inveltys Package Insert <https://www.inveltys.com/pdf/inveltys-prescribing-information.pdf> 5. Lotemax package insert <https://clinicaltrials.gov/study/NCT010600722> 6. Durezol package insert <https://clinicaltrials.gov/study/NCT010600722> Head-to-head comparisons are not anticipated.

Low Rate of Adverse Reactions with Clobetasol All of Which Occurred in 2% or Fewer Patients¹

Many of these reactions may have been consequences of the surgical procedure

Eye Inflammation (2%)

Corneal Edema (2%)

Anterior Chamber Inflammation (2%)

Cystoid Macular Edema (2%)

Intraocular Pressure Elevation (1%)

Photophobia (1%)

Vitreous Detachment (1%)

Clobetasol Commercial Strategy

ACTIVATING CUSTOMERS Q3 2024

Sales force is identifying 500 offices who are ready to prescribe and/or stock clobetasol

MINIMIZING BARRIERS TO Rx

Pricing similar to current patient out-of-pocket costs

No insurance necessary

Controlled distribution via e-pharmacy familiar to ophthalmologists

No call backs - No prior authorizations - No hassle to offices

MydCombi™
Ophthalmic Spray
(1% tropicamide and 2.5% phenylephrine)

FDA-APPROVED
For short-term in-office or pre-surgical pupil dilation



This presentation is not an advertisement for MYDCOMBI.

32

Safety Information

IMPORTANT SAFETY INFORMATION: MYDCOMBI (tropicamide and phenylephrine hydrochloride ophthalmic spray) 1%/2.5% is indicated to induce mydriasis for routine diagnostic procedures and in conditions where short term pupil dilation is desired. **CONTRAINDICATIONS:** Known hypersensitivity to any component of the formulation. **WARNINGS AND PRECAUTIONS:** FOR TOPICAL OPHTHALMIC USE. NOT FOR INJECTION. This preparation may cause CNS disturbances which may be dangerous in pediatric patients. The possibility of psychotic reaction and behavioral disturbance due to hypersensitivity to anticholinergic drugs should be considered. Mydriatics may produce a transient elevation of intraocular pressure. Significant elevations in blood pressure have been reported. Caution in patients with elevated blood pressure. Rebound miosis has been reported one day after installation. Remove contact lenses before using. **DRUG INTERACTIONS:** Atropine-like Drugs: May exaggerate the adrenergic pressor response. Cholinergic Agonists and Ophthalmic Cholinesterase Inhibitors: May interfere with the antihypertensive action of carbachol, pilocarpine, or ophthalmic cholinesterase inhibitors. Potent Inhalation Anesthetic Agents: May potentiate cardiovascular depressant effects of some inhalation anesthetic agents. **ADVERSE REACTIONS:** Most common ocular adverse reactions include transient blurred vision, reduced visual acuity, photophobia, superficial punctate keratitis, and mild eye discomfort. Increased intraocular pressure has been reported following the use of mydriatics. Systemic adverse reactions including dryness of the mouth, tachycardia, headache, allergic reactions, nausea, vomiting, pallor, central nervous system disturbances and muscle rigidity have been reported with the use of tropicamide. **PLEASE GO TO MYDCOMBI.COM FOR FULL PRESCRIBING INFORMATION**

MydCombi™

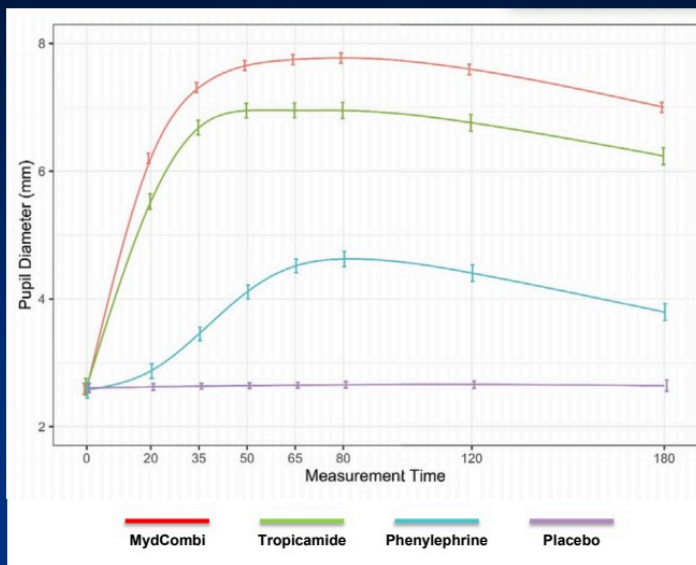
(1% tropicamide and 2.5% phenylephrine) ophthalmic spray

A Milestone for Eyenovia with the First FDA-Approval of Optejet® Technology



Fast, Effective Pupil Dilation Without the Sting or Mess

- Up to eight times less drug used compared with two eye drops
- In two Phase 3 studies, pupil dilation achieved by MYDCOMBI was statistically superior to tropicamide or phenylephrine administered alone
- Nearly all (94%) subject eyes achieved clinically significant effect compared to 78% of eyes administered tropicamide or 1.6% of eyes administered phenylephrine¹
- Only 1 of 131 subjects reported eye stinging upon use



MydCombi Office Outreach

Expanded sales team aiming to introduce MydCombi to 200 additional offices before 2025



Target MydCombi offices have been selected based on interest in Optejet technology

Offices are introduced to MydCombi and Optejet technology by Key Account Manager

Key Account Managers ensure seamless implementation from drop bottles to MydCombi

NASDAQ: EYEN

Our Vision is to Improve Yours



Optejet®
Topical Eye Medication Platform Technology

**Major Upcoming Milestone in Pediatric Myopia,
a market worth \$3B in the US and CHINA**

**Two FDA-approved Products that are being
launched by 10-person salesforce**

**Late-Stage Candidates in Dry Eye and Glaucoma,
both are multi-billion dollar markets**



Financial Snapshot - June 2024

Nasdaq: EYEN

Common Shares Outstanding	55.8M
Equity Grants Outstanding Under Stock Plans	7.0M
Convertible Notes	2.3M
Warrants	10.9M
Fully Diluted Shares	76.0M
Cash	\$2.3M
Debt (up to \$5.0M may be paid through the convertible notes)	\$14.8M