

---

**UNITED STATES**  
**SECURITIES AND EXCHANGE COMMISSION**  
Washington, D.C. 20549

---

**FORM 8-K**

---

CURRENT REPORT  
Pursuant to Section 13 or 15(d)  
of the Securities Exchange Act of 1934

Date of Report (Date of earliest event reported): September 19, 2023

---

**EYENOVIA, INC.**  
(Exact Name of Registrant as Specified in its Charter)

---

Delaware  
(State or other jurisdiction  
of incorporation)

001-38365  
(Commission  
File Number)

47-1178401  
(IRS Employer  
Identification No.)

295 Madison Avenue, Suite 2400, New York, NY 10017  
(Address of Principal Executive Offices, and Zip Code)

(833) 393-6684  
Registrant's Telephone Number, Including Area Code

---

Check the appropriate box below if the Form 8-K filing is intended to simultaneously satisfy the filing obligation of the registrant under any of the following provisions:

- ☐ Written communications pursuant to Rule 425 under the Securities Act (17 CFR 230.425)
- ☐ Soliciting material pursuant to Rule 14a-12 under the Exchange Act (17 CFR 240.14a-12)
- ☐ Pre-commencement communications pursuant to Rule 14d-2(b) under the Exchange Act (17 CFR 240.14d-2(b))
- ☐ Pre-commencement communications pursuant to Rule 13e-4(c) under the Exchange Act (17 CFR 240.13e-4(c))

Securities registered pursuant to Section 12(b) of the Act:

(Title of each class)	(Trading Symbol)	(Name of each exchange on which registered)
Common stock, par value \$0.0001 per share	EYEN	The Nasdaq Stock Market (Nasdaq Capital Market)

Indicate by check mark whether the registrant is an emerging growth company as defined in Rule 405 of the Securities Act of 1933 (17 CFR §230.405) or Rule 12b-2 of the Securities Exchange Act of 1934 (17 CFR §240.12b-2).

Emerging growth company ☒ x

If an emerging growth company, indicate by check mark if the registrant has elected not to use the extended transition period for complying with any new or revised financial accounting standards provided pursuant to Section 13(a) of the Exchange Act. ☐

---

---

**Item 7.01. Regulation FD Disclosure.**

On September 19, 2023, the Company began using an updated corporate presentation with various investors and analysts. A copy of the presentation is furnished as Exhibit 99.1 to this Current Report on Form 8-K and is incorporated herein by reference.

The information contained in this Item 7.01, including Exhibit 99.1, is being “furnished” and shall not be deemed “filed” for purposes of Section 18 of the Exchange Act, or otherwise subject to the liability of that Section or Sections 11 and 12(a)(2) of the Securities Act. The information contained in this Item 7.01, including Exhibit 99.1, shall not be incorporated by reference into any registration statement or other document pursuant to the Securities Act or into any filing or other document pursuant to the Exchange Act, except as otherwise expressly stated in any such filing.

**Item 9.01. Financial Statements and Exhibits.**

(d) Exhibits

<u>Exhibit No.</u>	<u>Description</u>
<a href="#">99.1</a>	<a href="#">Eyenovia, Inc. Updated Corporate Presentation, dated September 2023</a>
104	Cover Page Interactive Data File (embedded within the Inline XBRL document).

---

## SIGNATURES

Pursuant to the requirements of the Securities Exchange Act of 1934, the registrant has duly caused this report to be signed on its behalf by the undersigned hereunto duly authorized.

**EYENOVIA, INC.**

Date: September 20, 2023

/s/ John Gandolfo

John Gandolfo

Chief Financial Officer

---



# Forward-looking Statements

Except for historical information, all the statements, expectations and assumptions contained in this presentation are forward-looking statements. Forward-looking statements include, but are not limited to, statements that express our intentions, beliefs, expectations, strategies, predictions or any other statements relating to our future activities or other future events or conditions, including estimated market opportunities for our product candidates and platform technology. These statements are based on current expectations, estimates and projections about our business based, in part, on assumptions made by management. These statements are not guarantees of future performance and involve risks, uncertainties and assumptions that are difficult to predict. Therefore, actual outcomes and results may, and in some cases are likely to, differ materially from what is expressed or forecasted in the forward-looking statements due to numerous factors discussed from time to time in documents which we file with the U.S. Securities and Exchange Commission.

In addition, such statements could be affected by risks and uncertainties related to, among other things: risks of our clinical trials, including, but not limited to, the costs, design, initiation and enrollment, timing, progress and results of such trials; the timing of, and our ability to submit applications for, obtaining and maintaining regulatory approvals for our product candidates; the potential advantages of our product candidates and platform technology and the potential for approval of APP13007; the rate and degree of market acceptance and clinical utility of our product candidates; our estimates regarding the potential market opportunity for our product candidates; reliance on third parties to develop and commercialize our product candidates; the ability of us and our partners to timely develop, implement and maintain manufacturing, commercialization and marketing capabilities and strategies for our product candidates; intellectual property risks; changes in legal, regulatory, legislative and geopolitical environments in the markets in which we operate and the impact of these changes on our ability to obtain regulatory approval for our products; and our competitive position.

Any forward-looking statements speak only as of the date on which they are made, and except as may be required under applicable securities laws, Eyenovia does not undertake any obligation to update any forward-looking statements.



# Eyenovia at a Glance

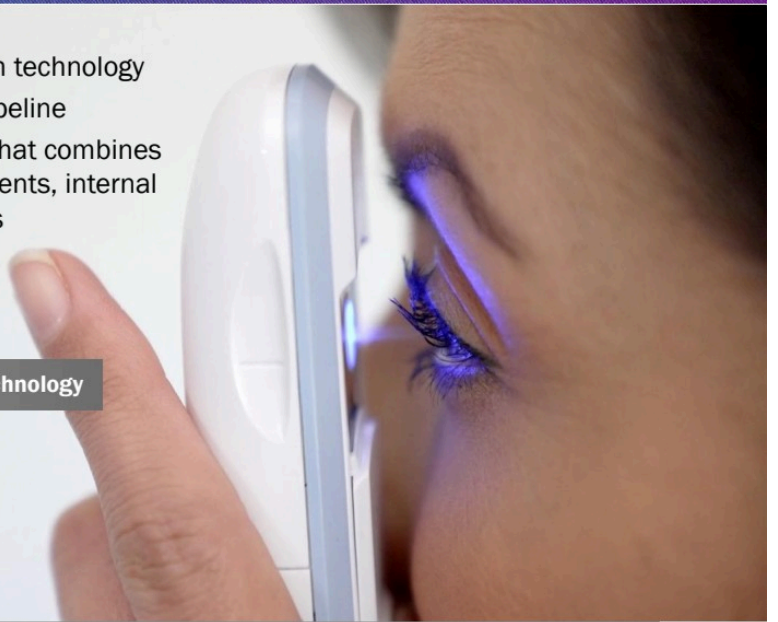
Eyenovia (NASDAQ | EYEN) is a US based medical device and ocular therapeutics company



- Patented digital device platform technology
- Exciting and diverse product pipeline
- Multi-faceted business model that combines partnerships, licensing agreements, internal product development and sales

## **Optejet® with microdose array print technology**

- Horizontal delivery
- Precision dose
- Digital compliance capabilities



# Today's Eyedropper Bottle

Designed for manufacturing ease, not patient ease

Over the past 125 years, changes in eyedropper design have done little to improve the usability of topical ophthalmic medications



1800's  
Glass Pipette



1900's  
Glass Pipette with Bulb  
and Separate Vial



Today  
Integrated Bottle with Dropper Tip

***In a recent survey conducted by J. Reckner and Associates, consumers reported that taking eye drops was among the most difficult ways to self-administer medication<sup>1</sup>***

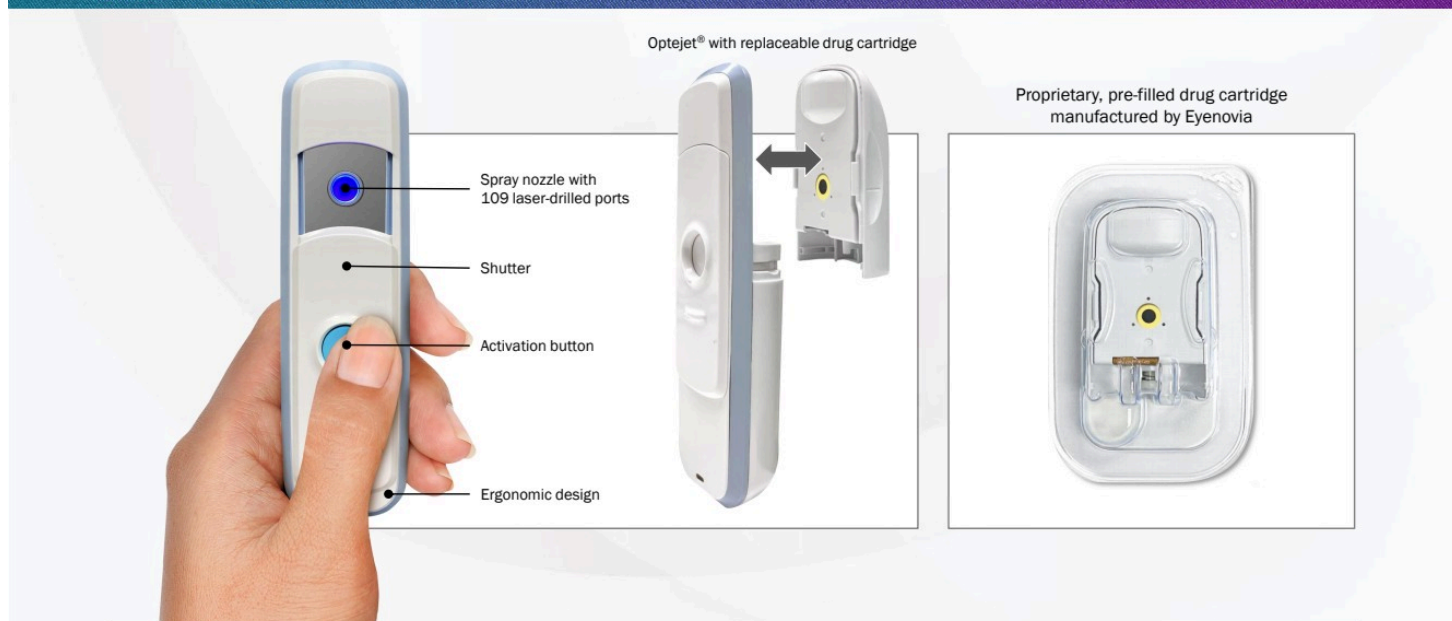
eyenovia

1. Survey conducted in January 2023 with 100 people (19 - 65+ Age Range, Mean Age = 51YO) who regularly take eye drop medications. Respondents were asked to rank common drug forms from easiest to most difficult to administer on a 0-10 scale (0 meaning no difficulty, 10 meaning extremely difficult). Of the 11 medication types ranked, eye drops were the third most difficult behind suppositories and eye ointments. The topical ointments were ranked the easiest to administer with an average score of 1.1, and suppositories ranked the most difficult with a score of 6.48. Eye drops received an average score of 4.6.

3

# Introducing the Optejet®

Optejet is a drug-device combination product manufactured with a sterile-filled, replaceable drug cartridge





# Ergonomic Design to Improve Usability

Horizontal delivery, push button dosing and no protruding tip



Eye Dropper Bottle tips  
can touch the eye surface



Optejet has a recessed nozzle,  
protected by a shutter when  
not in use to prevent cross-  
contamination



Eye Dropper Bottle administration  
requires head-tilting, squeezing,  
and reliance on gravity



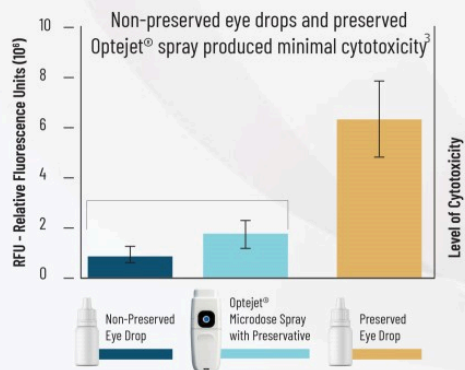
Optejet administration can be done  
horizontally with the push of a button

# Minimal Sufficient Dosing May Improve Therapeutic Index

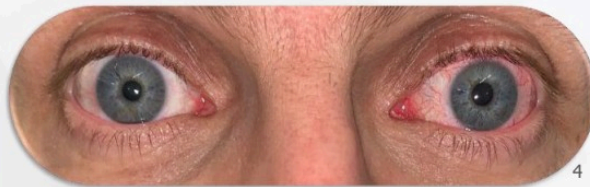
With 80% less dose volume, reduces excessive exposure to both drugs and preservatives <sup>1,2</sup>

Minimizes Excessive Drug Exposure to Ocular Tissues

Minimizes Impact of Preservatives on Ocular Tissues



Optejet®  
Netarsudil 0.02%  
delivered via Optejet®



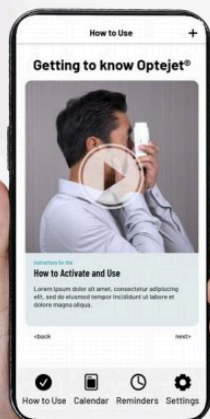
Eye Drops  
Netarsudil 0.02% delivered  
via Eye Dropper Bottle

***When tolerability is poor, patients are very likely to discontinue their medication or put pressure on the ophthalmologist to change their treatment<sup>5</sup>***

eyenovia

<sup>1</sup> Wirta D, et al, Presentation at 2019 ASCRS meeting | <sup>2</sup> Ianchulev T, et al, Therapeutic Delivery 2018 | <sup>3</sup> Hamrah, P, et al, Cytotoxicity Evaluation for BAK-preserved Latanoprost Delivered By Drop vs. Microdose Array Print Technology, ARVO 2023 poster, New Orleans, LA | <sup>4</sup> The impact of precision spray dosing of netarsudil 0.02% can be seen when compared to a single drop of the same drug, <sup>5</sup> Arias A, et al, Patient persistence with first-line antiglaucomatous monotherapy, Clin Ophthalmol, 2010

# Optejet Digital Technology to Improve Delivery of Care



The Optejet® is capable of automatically tracking usage



## Remote Patient Monitoring: More Data May Benefit All Parties

### PATIENT

- Reminders to take medicine
- Ability to track compliance progress
- Opportunity for brand-specific encouragement

### PHYSICIAN

- Ability for quicker action with more accurate data
- Opportunity for billing: CPT Code (98980) for monthly check of compliance data

### PAYER

- Cost savings: Less likely to have patient on second medication if compliance is the issue
- Better outcomes: Compliance with drug therapy shown to slow disease progression<sup>1</sup>

# Product Pipeline

## US and China Markets

	Target Market	Optejet Targeted Differentiation	United States Addressable Population	United States Market \$USD*	China Addressable Population	US Status	Licensee
PROPRIETARY	Pupil dilation (Mydriasis)	Ease of use, well tolerated, less systemic absorption, fast recovery time	Procedures: 108M <sup>1</sup>	\$250M	650M <sup>8</sup>	 Eyenovia Commercializing	USA  China 
	Ocular Surgery Pain and Inflammation	Eyedrop: 2X day dosing, low AE incidence <sup>10</sup>	Procedures: 7M <sup>2</sup>	\$200M	N/A	PDUFA March 2024	USA 
	Alternative to glasses for early presbyopia	Ease of use, convenience, low side effect incidence	7M <sup>3</sup>	\$1B	12M <sup>9</sup>	Manufacturing registration batches 1Q 2024	USA  China 
	Eye Hydration	High technology delivery system	117M <sup>4</sup>	\$3.1B	N/A	FDA device registration discussions	USA 
PARTNERED	Treatment of childhood progressive Myopia	Ease of use, digital monitoring technology, pediatrics self-dosing	3M <sup>5</sup>	\$4.5B	50M <sup>9A</sup>	USA Ph3 study enrollment may be completed in 2024	USA  China 
POTENTIAL	Glaucoma	Digital monitoring technology, ease of use, low side effect incidence	3M <sup>6</sup>	\$3B	20M <sup>9</sup>	Biocompatibility testing of potential partner's drug product	--
	Dry Eye	New drug class, ease of use, fast onset	31M <sup>7</sup>	\$3.6B	235M <sup>9</sup>	Pre-IND meeting planned 2H 2023; exploring partnership options	--

eyenovia

1. <https://doi.org/10.1016/j.ophtha.2022.08.008> | 2. 2022 Deloitte Insights, Acute Ocular Pain Report | 3. Population of 40-50 HD in the US = 60 MM A, 30% of this population has never needed corrected vision. Assumes product works in 33% of patients BA. Published by Eric Duffin, BA, 30, 5, (2022, September 30). Population of the U.S. by sex and age 2021. Statista. Retrieved February 9, 2023, from <https://doi.org/10.1016/j.ophtha.2022.08.008>. What is 2023 vision? University of Iowa Hospitals & Clinics, 30, 4, Retrieved February 9, 2023, from <https://doi.org/10.1016/j.ophtha.2022.08.008> | 4. <https://doi.org/10.1016/j.ophtha.2022.08.008> | 5. Theophanous C, Moshfeghi BS, Rabinovitch M, Kuriyama M, Luong TD, Fong DS. Myopia prevalence and risk factors in children. Clin Ophthalmol. 2018 Aug 29;12:1381-1387. doi: 10.2147/OPTH.S168642. PMID: 30214142. PMCID: PMC6320514. U.S. Census Bureau, Current Population Survey, Annual Social and Economic Supplement, 2021 | 6. Banatvala B, Rhee ML, Lema SAC. High Myopia Prevalence across Racial Groups in the United States: A Systematic Scoping Review. J Clin Med. 2023 Apr 21;12(8):3045. doi: 10.3390/jcm12083045 | 7. Frost & Sullivan, Prospective, World Bank 150M adjusted for the highest at risk patients | 8. Frost & Sullivan, Prospective, World Bank 150M adjusted for the highest at risk patients | 9. Frost & Sullivan, Prospective, World Bank 150M adjusted for the highest at risk patients | 10. Koverfield M, Walters T, Murali L, Nunez D, Wang L. A Phase 3 Study of APP13007 (Cholera toxin B subunit conjugated to a novel anti-inflammatory agent) to Treat Inflammation and Pain after Cataract Surgery. ASCRS presentation, San Diego, May 5-8 2023.



- MydCombi is the first and only FDA-approved fixed-dose combination ophthalmic spray indicated for inducing mydriasis for diagnostic procedures and in conditions where short term pupil dilation is desired
- Pupil dilation (mydriasis) is part of a comprehensive eye exam and ocular surgery
  - Estimated 108 million dilations in US annually
  - Estimated \$250 million US market opportunity<sup>1</sup>
- Eyedrops are the current standard of care and ripe for innovation
  - Multiple eyedrops usually needed
  - Patient discomfort and avoidance
  - Time consuming administration and slow recovery to “normal”
  - Cross-contamination risk





The only FDA approved fixed-dose combination of the leading pupil dilating drugs

Reliable time to peak efficacy and dilation resolution

In clinical studies 97% of patients reported zero side effects<sup>1</sup>

To check on availability in your area, please go to  
MydCombi.com



<sup>1</sup>Indication: MYDCOMBI (tropicamide 1% and phenylephrine HCl 2.5%) ophthalmic spray is indicated to induce mydriasis for routine diagnostic procedures and in conditions where short term pupil dilation is desired. **IMPORTANT SAFETY INFORMATION. CONTRAINDICATIONS:** Known hypersensitivity to any component of the formulation. **WARNINGS AND PRECAUTIONS.** FOR TOPICAL OPHTHALMIC USE. NOT FOR INJECTION. This preparation may cause CNS disturbances which may be dangerous in pediatric patients. The possibility of psychotic reaction and behavioral disturbance due to hypersensitivity to anticholinergic drugs should be considered. Mydriatics may produce a transient elevation of intraocular pressure. Significant elevations in blood pressure have been reported. Caution in patients with elevated blood pressure. Rebound miosis has been reported one day after installation. Remove contact lenses before using. **DRUG INTERACTIONS.** Anisidine-like Drugs: May exaggerate the adrenergic pressor response. Cholinergic Agonists and Ophthalmic Cholinesterase Inhibitors: May interfere with the antihypertensive action of carbachol, pilocarpine, or ophthalmic cholinesterase inhibitors. Potent Inhalation Anesthetic Agents: May potentiate cardiovascular depressant effects of some inhalation anesthetic agents. **ADVERSE REACTIONS.** Most common ocular adverse reactions include transient blurred vision, reduced visual acuity, photophobia, superficial punctate keratitis, and mild eye discomfort. Increased intraocular pressure has been reported following the use of mydriatics. Systemic adverse reactions including dryness of the mouth, tachycardia, headache, allergic reactions, nausea, vomiting, pallor, central nervous system disturbances and muscle rigidity have been reported with the use of tropicamide. To report SUSPECTED ADVERSE REACTIONS, contact Eyeovia, Inc. At 1-833-303-6684 or FDA at 1-800-FDA-1088 (www.fda.gov/medwatch) www.mydcombi.com for FULL PRESCRIBING INFORMATION

# MydCombi Product Overview

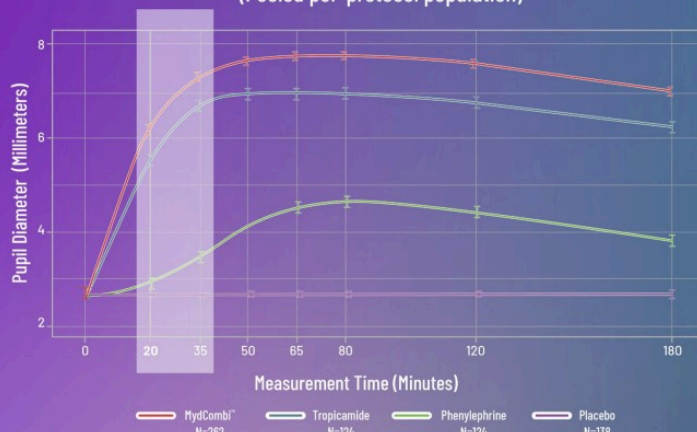
First and only FDA Approved ophthalmic spray for mydriasis



- Two Phase 3 clinical trials evaluated the efficacy of MYDCOMBI for achievement of mydriasis.
- MYDCOMBI was statistically superior to tropicamide administered alone and phenylephrine administered alone.
- Nearly all (94%) subject eyes achieved clinically significant effect by achieving pupil diameter of  $\geq 6$  mm at 35-minute post-dose compared to 78% of eyes administered tropicamide alone and 1.6% of eyes administered phenylephrine alone.
- Clinically effective mydriasis was observed as early as 20 minutes.

## EFFICACY

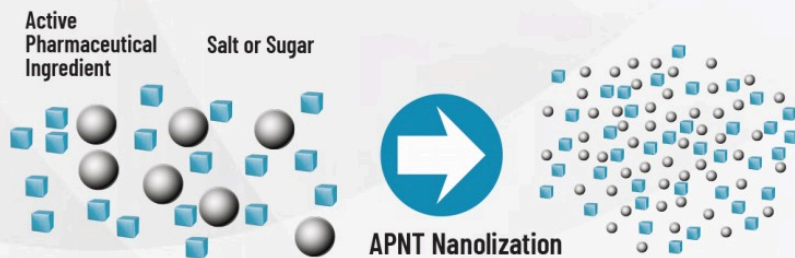
Pupil diameter at each study measurement time by treatment  
(Pooled per-protocol population)



Wirth, D. L., Walters, T. R., Flynn, W. J., Rathi, S., & Lenchuk, T. (2021). Mydriasis with micro-array print touch-free tropicamide-phenylephrine fixed combination MIST: pooled randomized Phase II trials. In Therapeutic Delivery (Vol. 12, Issue 3, pp. 201–214). Future Science Ltd. <https://doi.org/10.4155/fde-2021-0011>

AP13007 is Formosa's APNT™ formulation of clobetasol propionate ophthalmic nanosuspension

APNT™ (Active Pharmaceutical Nanoparticle Technology) is designed to reduce particle size leading to improved dissolution, bioavailability, improves the patient experience and lowers the risk of contamination



- CPN-301, A Multicenter, Randomized, Double-Masked, Placebo-Controlled, Parallel-Group Study to Evaluate the Efficacy and Safety of APP13007 for the Treatment of Inflammation and Pain after Cataract Surgery
- 395 subjects of which 180 on active, 197 on placebo completed the study
  - Mean age 68 YO
  - ~40% male, ~ 60% female
  - Multiple races/ethnicity represented
- 107 subjects (100 on placebo, 7 on active) rescued during the 14-day study for insufficient pain or inflammation control

### PRIMARY EFFICACY ENDPOINTS

APP13007 was statistically and clinically significantly superior to placebo ( $p < 0.001$ ) for both primary efficacy endpoints:

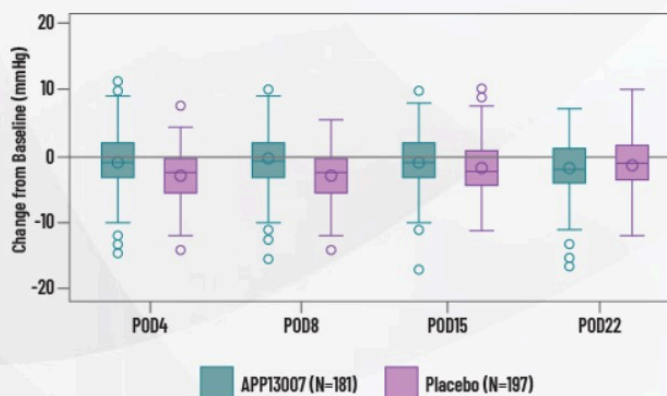
- Proportion of subjects with anterior chamber cell (ACC) count = 0 (ACC Grade=0) at POD8 maintained through POD15
- Proportion of subjects with Ocular Pain Grade = 0 at POD4 maintained through POD15



# APP13007

Results from the first of two completed phase 3 studies <sup>1</sup>

- Adverse events occurred in 21% of active and 20% of placebo subjects
  - There was one serious adverse event in the placebo arm
- Adverse events occurring in the study eye in 2% of subjects or more:
  - Anterior chamber inflammation (4% in active, 2% in placebo)
  - Corneal oedema (2% in active, 5% in placebo)
  - Eye pain (2% in placebo)
- There was one report of IOP elevation (21mmHg or greater and CFB of 10mmHg) in the active group
  - IOP change from baseline was not significantly different between the two groups at any study visit





# APP13007

A potent steroid with a future in the Optejet

FDA PDUFA date in March 2024 for the Treatment of Inflammation and Pain after Cataract Surgery

➤ 2024

Post-ocular surgery treatment

- Short and mid-term revenue opportunity (\$1.3B market)
- Synergistic commercialization with MydCombi

➤ 2027

Dry eye treatment

- Potential dry eye product in the Optejet (\$3.6B market)

# AP13007

A potential for multiple indications

## Post surgical pain and inflammation

October 2023  
FDA Meeting

March 2024  
PDUFA

May 2024  
APP13007  
National Launch

2024

2025

2026

2027

Dry eye phase 3 studies


March 2026  
NDA filing

January 2027  
Dry eye approval

Potential dry eye program

# Apersure™ for Presbyopia

- Presbyopia is the age-related loss of near vision that occurs as the lens becomes inelastic
- 18 million people aged 40 – 55 in the US have presbyopia, with roughly half never having to use glasses earlier in their lives
- **Apersure** is a lifestyle product designed to avoid the appearance and inconvenience of reading glasses
  - Use “as needed” with rapid onset improvement of near vision
  - Easy to administer
  - Discreet – compatible with modern lifestyle



- Vision-1<sup>1</sup> and Vision-2<sup>2</sup> clinical studies
  - 6.0x more patients achieved  $\geq 3$ -line gain on a vision chart in the active group vs. placebo<sup>3,5</sup>
  - Well-tolerated with fewer than 2% of patients reporting moderate hyperemia<sup>4</sup>, instillation discomfort, or brow ache
- People prefer Apersure over eyedrops
  - Among 100 presbyopic patients aged 40-55, 80% said they would prefer Apersure over the traditional eyedrop bottle<sup>5</sup>
  - Price sensitivity tests indicate approximately \$100 for 80 doses would be well accepted



Apersure delivered  
via Optejet

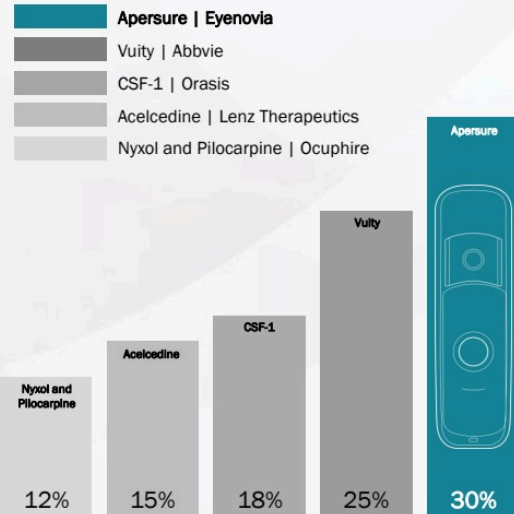




# Apersure™ is the invisible second pair of glasses

- Existing and future presbyopia eye drops do not fit with the business model of optometrists who use eye glass frames as a revenue source for their practice
- With Apersure, optometrists can sell this Optejet based product alongside glasses as an additional benefit for their patients
  - Easy and neat application
  - Discreet on-demand dosing that lasts for 4 hours
- In a market research survey consisting of 100 Optometrists across the US, Apersure was predicted to have the largest market share of approved and potential products

Market Share of Products Predicted by Optometrists



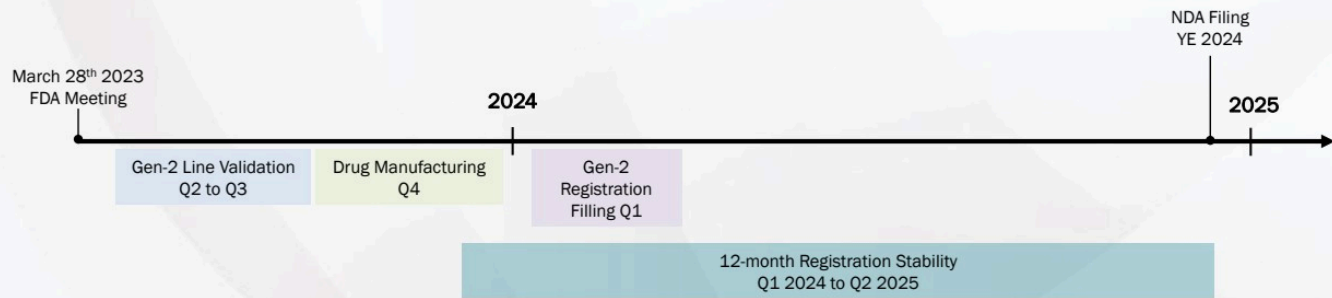




<b>Market Receptivity</b>	High among optometrists who are intrigued by the ability to sell the device through their offices; high among patients who are attracted to the benefits of the device
<b>Potential Market Size</b>	3.5 million people <sup>1</sup> @ \$250 per year = \$877M
<b>Pricing</b>	Approximately \$100 per cartridge (similar to Vuity on a per-use basis); market research indicates patients would use 2.5 cartridges/year on average
<b>Reimbursement Status</b>	Cash-pay cosmeceutical; can be purchased with HSA/FSA funds

# Apersure NDA Timeline

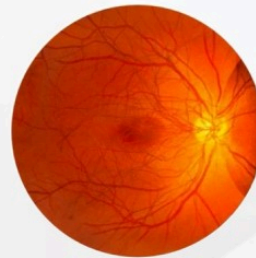
NDA Filing Targeted for YE 2024



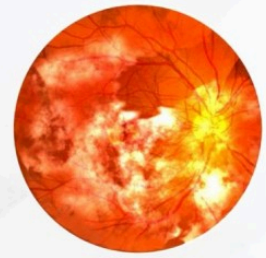
# MicroPine for Delaying Progression of Myopia in Children

- Begins in early childhood, with genetic link<sup>1</sup>
- Elongation of sclera/retina with morbidity and vision problems<sup>2</sup>
- Urgent need for FDA-approved drug therapies to slow myopia progression
- Atropine may slow myopia progression by at least 60%<sup>3</sup>

Progression of Myopic Maculopathy



Normal Macula

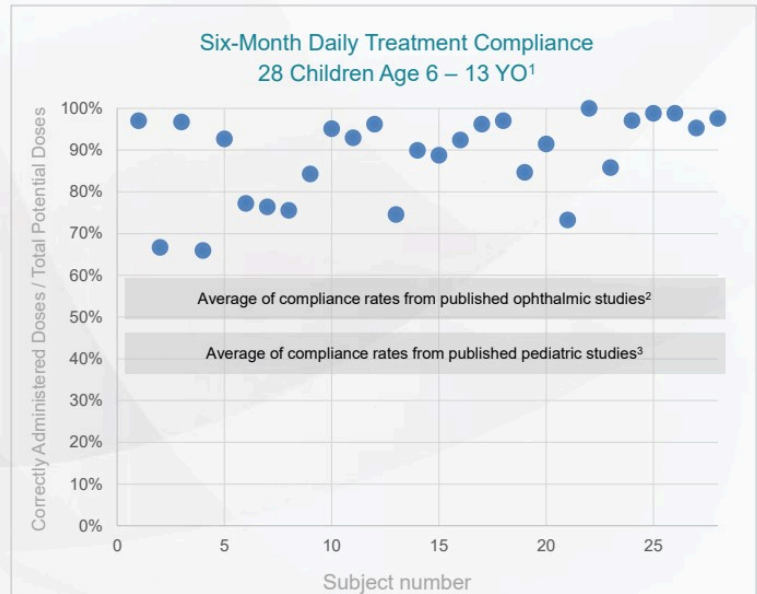


Myopic Maculopathy

Affects ~25M children in the US alone, with ~5M considered to have high myopia risk<sup>4</sup>

# MicroPine for Delaying Progression of Myopia in Children

- **Precision-dosed atropine spray developed specifically for children**
  - Easy, daily use by children<sup>1</sup>
  - Lower drug volume exposure to enhance comfort and minimize systemic exposure
  - Can communicate with smart devices to track treatment adherence and provide family reminders
- **Compliance data shows promise compared with historical treatments**





# MicroPine

## A Pediatric Therapy Designed with Children in Mind



<b>Market Receptivity</b>	Very high to the device due to the potential benefits it may offer; well accepted by children in the CHAPERONE study
<b>Potential Market Size</b>	If one assumes the annual cost of these drugs is \$2,400, then with 1.9 million children treated <sup>1,2</sup> , a market size of over \$4.5 billion in the US alone. <b>Potential royalty stream of several hundred million dollars</b>
<b>Pricing</b>	Licensed to Bausch + Lomb
<b>Reimbursement Status</b>	Licensed to Bausch + Lomb. We expect coverage to be like other ophthalmic prescription medications



# Multiple Commercialization Partners

Potential Long Term Income Stream

The logo for Bausch + Lomb, featuring the company name in a bold, blue, sans-serif font. A small green plus sign is positioned between the words "Bausch" and "Lomb".

**Bausch+Lomb** – One of the world's largest suppliers of contact lenses, lens care products, prescription pharmaceuticals, intraocular lenses and other eye care products

**Licenses**– MicroPine licensed for the US and Canada




**Arctic Vision** – A China-based ophthalmic biotech focusing on breakthrough therapies, with a leading portfolio covering pre-clinical stage to commercial stage products

**Licenses** – MicroPine, MicroLine and MydCombi licensed for Greater China and South Korea; clinical study enrollment underway

License agreements with a total value of over \$90M in potential payments + royalties  
Ongoing discussions with multiple partners in glaucoma and dry eye

# Broad Intellectual Property Portfolio

- Key claims covered with multiple patents
  - 16 US Patents Issued; 1 pending
  - 95 foreign issued; 32 pending
  - Many in effect beyond 2031
- Clinical data and regulatory approval adds another layer of IP



## Financial Snapshot (June 2023)\*

### Nasdaq: EYEN

Common Shares Outstanding	38.2M
Equity Grants Outstanding Under Stock Plans	5.3M
Warrants	6.1M
Fully Diluted Shares	49.6M

Cash	\$17.5M
Debt	\$15.8M

# Experienced Leadership Team



**John Gandolfo**  
Chief Financial Officer



**Michael Rowe**  
Chief Executive Officer



**Bren Kern**  
Chief Operating Officer



**Norbert Lowe**  
VP, Commercial  
Operations



**Greg Bennett**  
VP, Clinical Program  
Strategy and Development



**Malini Batheja, PhD**  
VP, Pharma R&D and CMC  
Regulatory



**Enrico Brambilla**  
VP, Device R&D and  
Engineering



**Lauren Gidden**  
AVP, Quality and  
Regulatory Affairs



# Upcoming Potential Milestones



# Investment Summary

- Optejet platform technology with ergonomic design facilitates ease of use and delivers precise doses
  - Addresses many long-term unmet clinical needs surrounding the use of conventional eye drops
  - Protected with a strong intellectual property portfolio
- Eyenovia owns a pipeline of products in large therapeutic categories
  - With multiple commercial partnerships in place and more being developed
- Poised for leadership as a technology partner and therapy provider in potentially huge markets
- **First FDA approved product May 2023**
  - MydCombi (tropicamide and phenylephrine HCl ophthalmic spray) 1%/2.5%
  - Validates the underlying Optejet technology